

Combination Braking Module



M3452 Combo Series

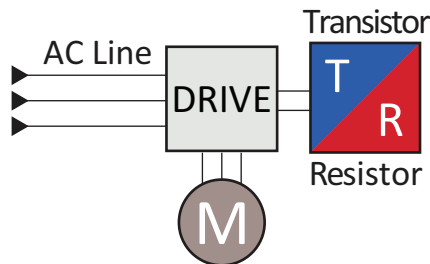


Overvoltage Solutions



Combination Braking Modules are used with AC drives to allow full power braking and eliminate overvoltage faults. This permits controlled braking and dramatically shortens motor stopping time. Bonitron Combination Braking Modules work with variable frequency drives to monitor the DC bus. If overvoltage occurs, the internal transistor shunts the excess energy through an internal braking resistor to prevent overvoltage faults.



Combination Braking Modules include a braking transistor and resistor in one convenient enclosure. This makes installation much quicker, as it eliminates the need to wire separate components.



Product Highlights

- 230 - 600 VAC | Up to 43HP
- NEMA-1 enclosure
- Transistor and resistor in one package
- Requires less installation wiring
- Reduced footprint
- Simple connection to the DC bus

Industry Applications



Assembly Lines | Centrifuges | Conveyors | Cranes | Dynamometers | Elevators | Hoists | Pick and Place | & More!



www.bonitron.com



615-244-2825

info@bonitron.com



Additional Solutions



M3452 Heavy Duty Braking Transistor

- 230 - 690 VAC
- Up to 2300HP per unit
- Up to 100% duty cycle
- Master / Slave capability
- Extended I/O Options
 - EtherNet/IP™ or PROFIBUS DP™



Resistors

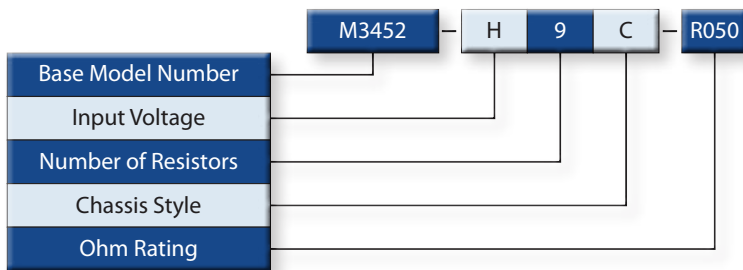
- 230 - 690 VAC
- Up to 2300HP per unit
- Up to 100% duty cycle
- Custom resistors available



Line Regens

- Single or 3-Phase Applications
- 208 - 600 VAC
- For applications above 20% duty and below 450A

EtherNet/IP is registered trademark of ODVA. PROFIBUS is a registered trademark of PROFIBUS Trade Organization.



Specifications

Voltages..... 230 - 600VAC

Current Rating..... 6 to 43A

Connections..... Input AC Line
Drive DC Bus
Ground

Panel Indicators... DC Bus
Control Power
Active Braking

Max. On-Time.... 60 seconds (at peak rating)

Operating Temp... 0 to 50° C

Storage Temp..... -20 to +65° C

Model Number Selection



	Peak HP	Model Number	Cont. Watts	Resistance	Duty Cycle		Dimensions (H x W x D)
					Braking	Overhauling	
230-240 VAC 375VDC Setpoint							
Bold items are	6.3 HP	M3452-L2B-R030	400 W	30 Ω	20%	10%	18.25" x 9.50" x 8.50"
	6.3 HP	M3452-L3B-R030	600 W	30 Ω	20%	10%	18.25" x 9.50" x 8.50"
	9.4 HP	M3452-L3B-R020	600 W	20 Ω	20%	10%	18.25" x 9.50" x 8.50"
	12.6 HP	M3452-L9C-R015	1800 W	15 Ω	40%	20%	18.25" x 11.50" x 10.50"
	18.9 HP	M3452-L6B-R010	1200 W	10 Ω	20%	10%	18.25" x 9.50" x 8.50"
	28.1 HP	M3452-L9C-R007	1800 W	6.7 Ω	20%	10%	18.25" x 11.50" x 10.50"
	42.8 HP	M3452-L8C-R004	1600 W	4.4 Ω	10%	5%	18.25" x 11.50" x 10.50"
460-480 VAC 750VDC Setpoint							
	6.3 HP	M3452-H2B-R120	400 W	120 Ω	20%	10%	18.25" x 9.50" x 8.50"
	7.0 HP	M3452-H9C-R108	1800 W	108 Ω	60%	30%	18.25" x 11.50" x 10.50"
	10.1 HP	M3452-H3B-R075	600 W	75 Ω	20%	10%	18.25" x 9.50" x 8.50"
	15.1 HP	M3452-H9C-R050	1800 W	50 Ω	30%	15%	18.25" x 11.50" x 10.50"
	20.1 HP	M3452-H6B-R038	1200 W	37.5 Ω	20%	10%	18.25" x 9.50" x 8.50"
	30.2 HP	M3452-H9C-R025	1800 W	25 Ω	20%	10%	18.25" x 11.50" x 10.50"
	43.1 HP	M3452-H8C-R018	1600 W	17.5 Ω	10%	5%	18.25" x 11.50" x 10.50"
575 - 600 VAC 940VDC Setpoint							
	9.9 HP	M3452-C2B-R120	400 W	120 Ω	10%	5%	18.25" x 9.50" x 8.50"
	11.0 HP	M3452-C9C-R108	1800 W	108 Ω	60%	30%	18.25" x 11.50" x 10.50"
	11.3 HP	M3452-C3B-R105	600 W	105 Ω	15%	8%	18.25" x 9.50" x 8.50"
	22.6 HP	M3452-C6B-R053	1200 W	52.5 Ω	20%	10%	18.25" x 9.50" x 8.50"
	23.7 HP	M3452-C9C-R050	1800 W	50 Ω	20%	10%	18.25" x 11.50" x 10.50"
	33.8 HP	M3452-C9C-R035	1800 W	35 Ω	20%	10%	18.25" x 11.50" x 10.50"

101001 20140424